



Oil-free Series Screw Air Compressors

Oil-free air for all sustainable air needs

ELGi
Always Better.

UPTIME™ + **OilFREE™**
ASSURANCE CLASS-0 ISO 8573-1



CIN: L29120TZ1960PLC000351

www.elgi.com

Single-Stage OF-L Series: 90 - 300 kW

Two-Stage OF Series: 90 - 450 kW

Two-Stage OF-A Series: 45 - 300 kW

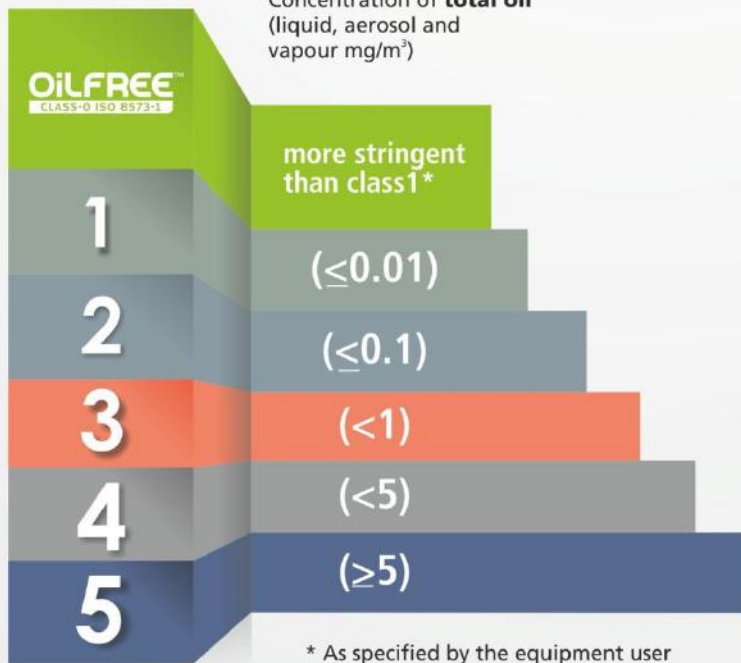
"I need oil-free air quality of Class Zero with no breakdowns and workable economics. The UPTIME assurance from ELGi ensures my requirements are satisfied. "

OilFREE™
CLASS-0 ISO 8573-1



UPTIME™
ASSURANCE

The Dual Advantage



Concentration of **total oil**
(liquid, aerosol and vapour mg/m³)

more stringent than class 1*

ISO 8573-1, Class '0'

Oil-free air



* As specified by the equipment user or supplier

ELGi Oil-Free Technology

ELGi is one of the very few compressor companies to design and manufacture oil-free airends. With in-house oil-free technology, the compressors are engineered to deliver maximum uptime and reliability. ELGi's unique eta-V rotor design reduces pressure losses and increases stage efficiencies, leading to an optimized compressed air system.

Optimized component layout of the OF series machine provides easy serviceability with reduced service time. Incorporating superior safety norms, the compressors have not only low energy losses and low air outlet temperatures but are also highly reliable and compact. All these advanced features integrated into one simple design that drives maximum Reliability and Uptime.



UPTIME™

ASSURANCE

It's not just about delivering air It's about delivering UPTIME™

Applications

Oil free air is required where there is absolute intolerance of oil vapour presence in the entire manufacturing process



BEVERAGE



FOOD



TEXTILE



PHARMA



METALS



POWER



OIL & GAS



AUTOMOTIVE

UPTIME
Design

ELGi's UPTIME Design

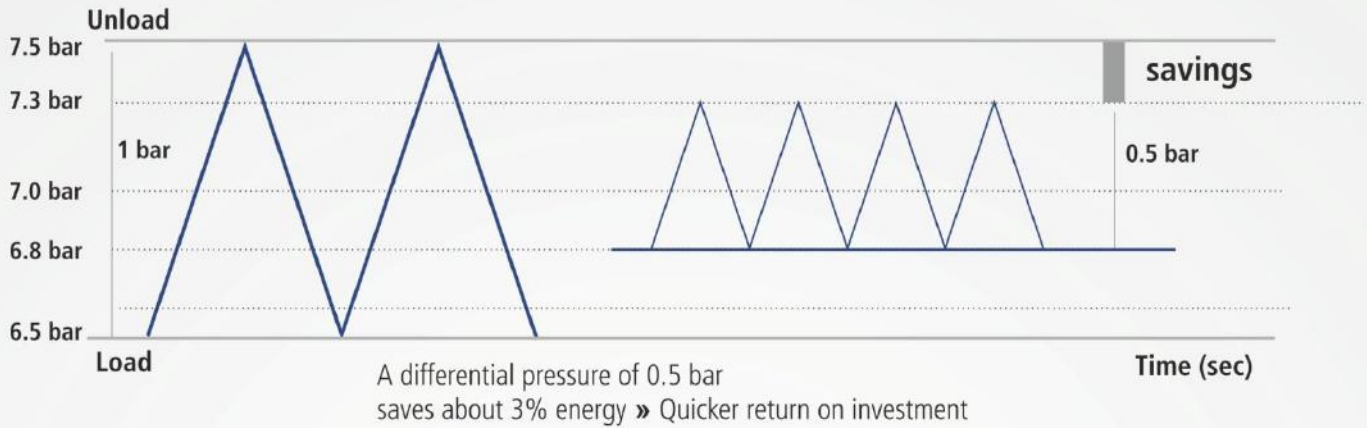


With Rack and Pinion capacity control system, there is no maintenance for over one million cycles » lower cost of ownership

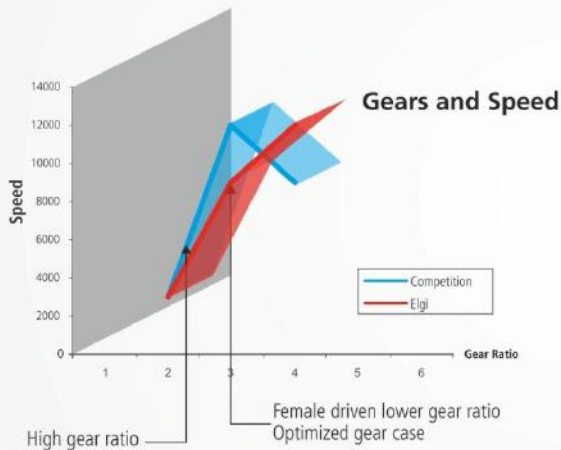
Without two-step control

With rack and pinion control

Gives an edge to operate numerous cycles in a minute with reduction in pressure band. This saves energy and maintains pressure discharge.



Reliability / Working Conditions



- Lower speed of airend » Gives better reliability due to lower gear ratio
- Usage of rigid Stainless Steel tubes » Improves product reliability and reduce maintenance
- Reduced pressure differential. Load unload pressure differential is 0.2 bar g » Reduces stress on the motor
- Tropical design » Ensures reliable operation at severe working temperatures (-5°C to 45°C)

Efficiency/Cost of Ownership

Low life cycle cost- High energy efficiency design delivering maximum UPTIME and lower cost of ownership

- Operates on low pressure cooling-water head » Reduced power consumption of feed water pumps
- Lower temperature differential of cooling water » Power saving by reduced cooling water pump sizing
- Optimized airend design » Deliver best efficiency of its class at different pressures and quicker return on investment
- The OF series compressor package ensures that cooling water in-out temperature differential is only 8°C compared to other conventional systems of 14°C » Ensures lower thermal stress to the system, better fouling factor and lower cost of ownership



Consistent Air Quality

Consistent oil-free air meeting ISO8573-1 class 0 oil standards.

- Food grade coating is done where air contacts metal surface inside the compressor » Ensures consistent oil-free air without metal debris
- Pipes have special e-coating » Ensures consistently clean and oil-free air
- Optimized rotor clearances » Ensures consistent air delivery



UPTIME Design

Intelligent control for consistent air quality And increased UPTIME

- Reliability of the entire system is ensured by using a dedicated programmable Logic Controller (PLC)
- The PLC uses more than 15 safety interlocks gathering input from analog and digital modules

PLC- Optional with customized solutions

Add on features:

- DCS connectivity with Modbus
- Customized in-line with client requirement
- Shock pulse monitoring system

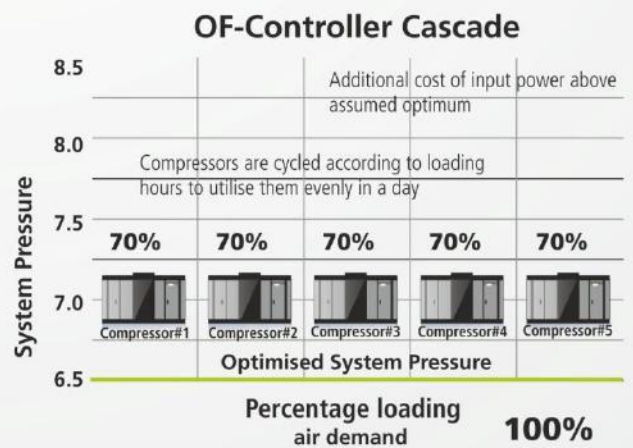
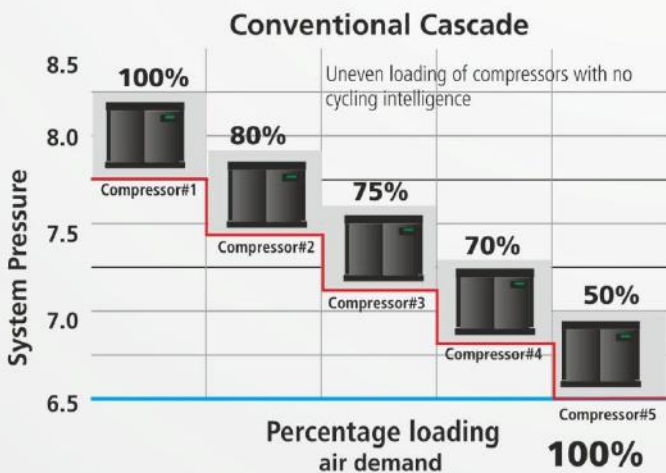
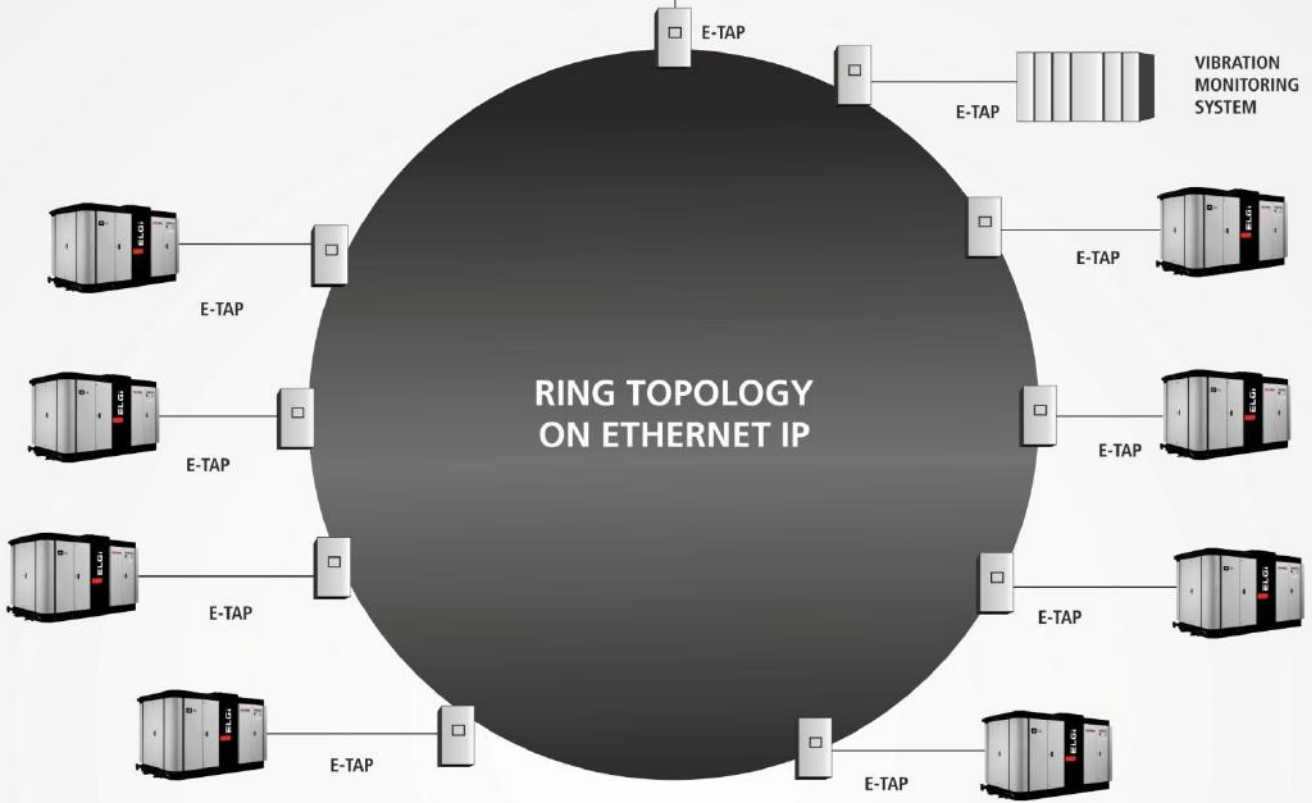


OilFREE™
CLASS-0 ISO 8573-1




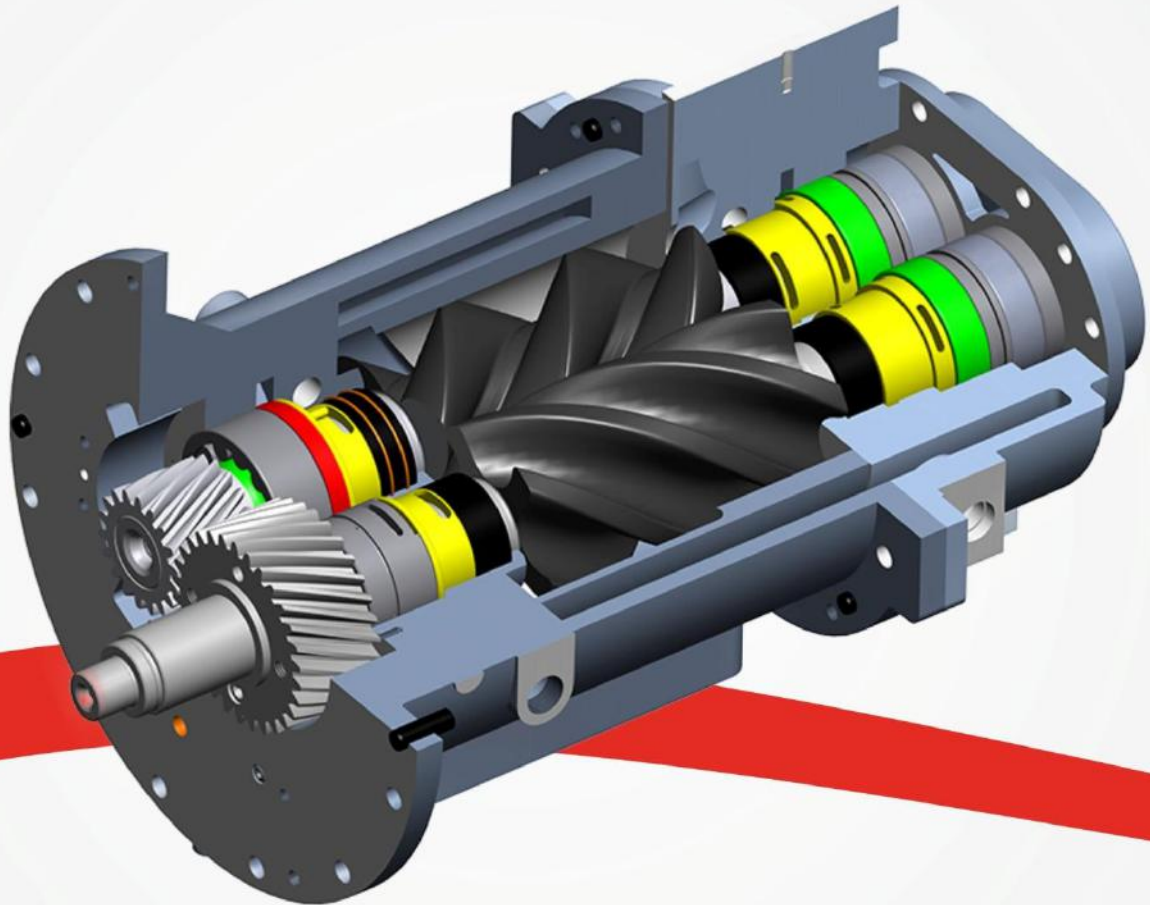


SCADA / CCP



UPTIME Components

Every component in ELGi OF series starting from design, manufacturing till quality testing embody the philosophy of UPTIME ASSURANCE. The materials used ensure long life, reliability and ruggedness under wide ambient conditions to provide you with oil-free air for uninterrupted and seamless productivity.



Bearings

- Special bearings running at relatively low speeds and high temperatures
- Optimized for oil free compressor speeds and temperatures considering the load and unload conditions.



Oil-Seal

- Non-contact type Visco seals made of Bronze
- Helical grooves cut with helix direction opposite to rotor rotation to prevent oil entry into compression chamber



Casing

- Completely coated with PP[®] coating (food grade)
- Water jackets are also coated with the same coating



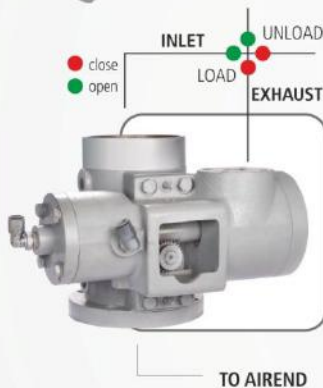
Coolers

- Cupronickel coolers with water-in-tube system, designed for temperature difference of max. 8°C
- Least fouling factor in its kind with best thermal efficiency



Rotor

- Patented eta-V profile with 3/5 lobe for high swept volume and lower pressure ratio
- Rotor operate at lower speed due to the patented profile and less inter-lobe Leakages
- Rotor and housing are coated with PTFE based food-grade PP® coating to resist corrosion and endure high temperatures up to 250° C. This results in optimum long term performance with no loss in efficiency.



Capacity Control Valve

- Hydraulic rack and pinion type actuation
- Valve membrane made of stainless steel metal instead of elastomer
- More than one million cycles life tested
- Simultaneous closing of inlet valve and opening of blow-off valve by rack and pinion to ensure safety and air-end life
- Lesser maintenance compared to electrically actuated valves



Air Seal

- Carbon impregnated SS floating type seals
- Axially locked by Belleville spring and radially locked by compressed air



Oil Pump

- Separate motor powered oil pump ensures lubrication before and during start of machine (ensuring no dry running of gears and bearings)
- All oil tubing is made of Stainless Steel to increase reliability



Timing Gears

- Helical gears, precision ground to DIN 4 quality and case hardened to minimize transmission losses and noise during operation
- Dynamically balanced to reduce vibrations by optimizing the loads on bearings and increase bearing life

UPTIME Assurance

Uptime Assurance Plan

48⁺-hour parts availability» Parts availability shouldn't be a limiting factor for your business. So all ELGi distributors stock high volumes of replacement filters and parts. However, if they don't have a specific part available, we'll ship it to you within 48⁺ hours.

Competitive parts pricing» Genuine ELGi replacement parts and consumables (filters, oil etc.,) are key to protecting your OF series compressor and providing maximum uptime. That's why we offer them at competitive prices.

Loaner machines^{*} » If your compressor goes down, we'll have it repaired within 48⁺-hours or we can offer you use of a loaner machine while yours is being repaired.

Customer Hotline» When you have service questions, you want to speak to a person, not a machine. You also want that person to be local and knowledgeable. That's why our customer hotline is staffed by industry professionals who know our products, and your business.

* Subject to conditions.



ELGi's full range of After sales products and services



Genuine Spares

For enhancing performance and product

UPTIMETM

ASSURANCE



Airend Exchange Program

For extending the life of your compressor



Compressor Health Check System and Service Agreements

For ensuring complete peace of mind



Air Audit System

Path to reducing compressed air cost

Improved Cost Of Ownership

In addition to ensuring UPTIME, ELGi OF series is designed to deliver quick returns on capital invested by reducing the operating cost.



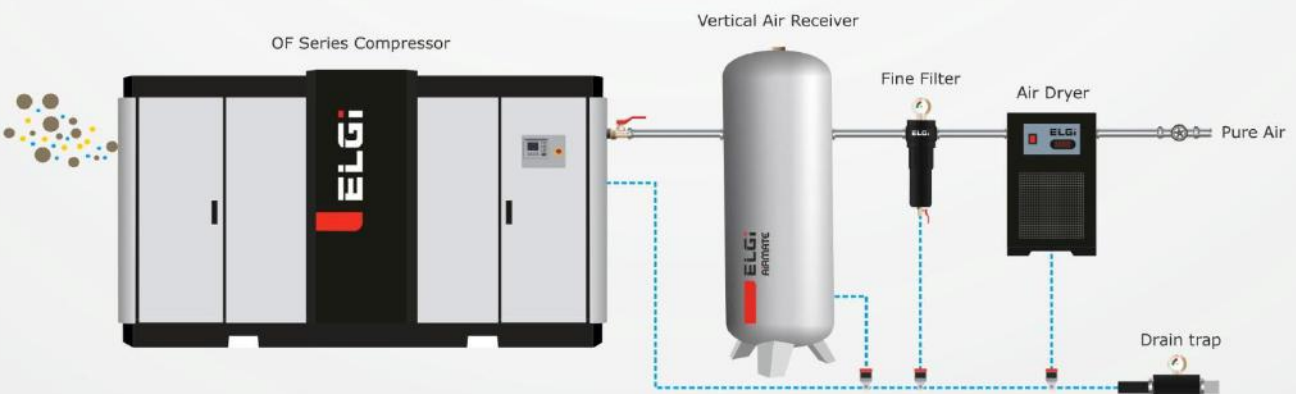
* Cost based on OF 275-7 model with VFD. Values subject to change for different models

Reduced Installation Cost

Oil-Lubricated Compressed Air Supply System



Oil-Free Compressed Air Supply System



A Significant Value Addition

Downstream Accessories

ELGi provides a wide range of air-cure solutions for specific down stream air requirements

AIRMATE™
AIR ACCESSORIES



Downstream filter

- Capacity : 19-1200 cfm
- Working pressure : 7-60 bar
- Filtration range: 1-3 microns



Drain valves

- Working pressure : 7-13 bar



Air receiver

- Capacity : 250-10000 ltrs.
- Working pressure : 7-60 bar
- Code of construction: ASME sec. VIII Div.I or IS 2825



Refrigeration air dryer

- Capacity : 10-2000 cfm
- Working pressure : 7-60 bar
- Min. Dew point: +3°C. PDP

**WITH THE CONSERVE ENERGY
SAVING ACCESSORIES AND AIRMATE
DOWNSTREAM ACCESSORIES, ELGI
IS STRIVING FOR A CLEAN, GREENER
AND SUSTAINABLE FUTURE**

CONSERVE™
ENERGY EFFICIENCY

CONSERVE™ ENERGY SAVING ACCESSORIES

ENERGY EFFICIENCY

Variable Frequency Drives (VFD)

The ELGi CONSERVE VFD matches the compressor output to air demand by varying motor speed and hence the power consumption of the compressor reduces in line with the reduction in demand. The VFD eliminates frequent load-unload cycle and minimizes power wastage there by saving energy cost.

A fixed speed compressor operates on a load unload band of at least 0.5 bar (g) around the working pressure whereas with ELGi VFD, compressor can be operated within a band of 0.1 bar (g). Since the compressor is not operated under higher than working pressure requirements, there is substantial energy saving. Approximately, For every 0.1 bar (g) reduction in operating pressure, there is 1% power saving.

In a fixed speed compressor with Star-Delta starter, starting current is as high as three times the full load current (FLC). With ELGi VFD, starting current is less than the FLC. This helps to avoid using higher ratings of allied components like fuses, MCCB, cable size, generator rating, isolators etc.

For compressed air systems with fluctuating demand pattern, return on additional capital investment due to energy saved can be within few months.

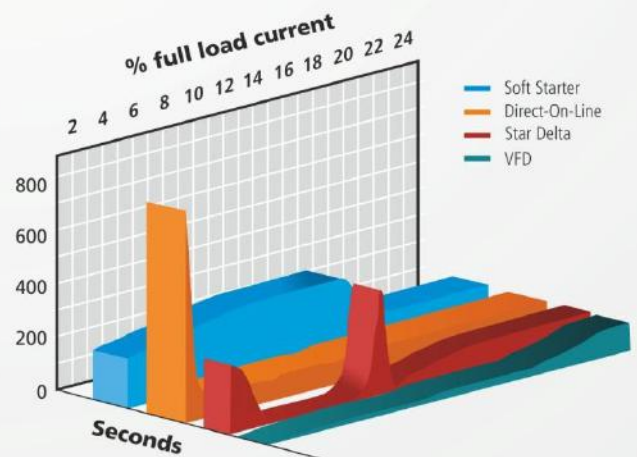
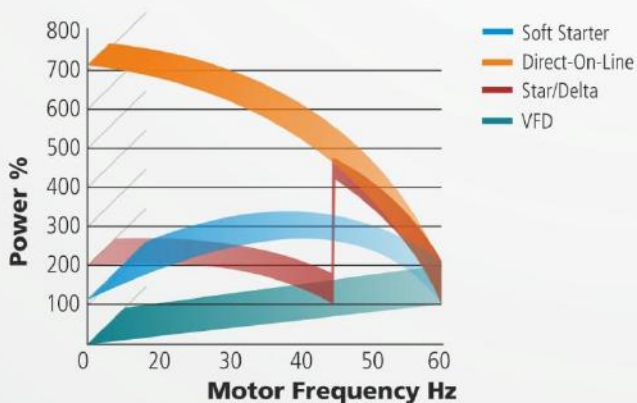
Advantages:

Electrical:

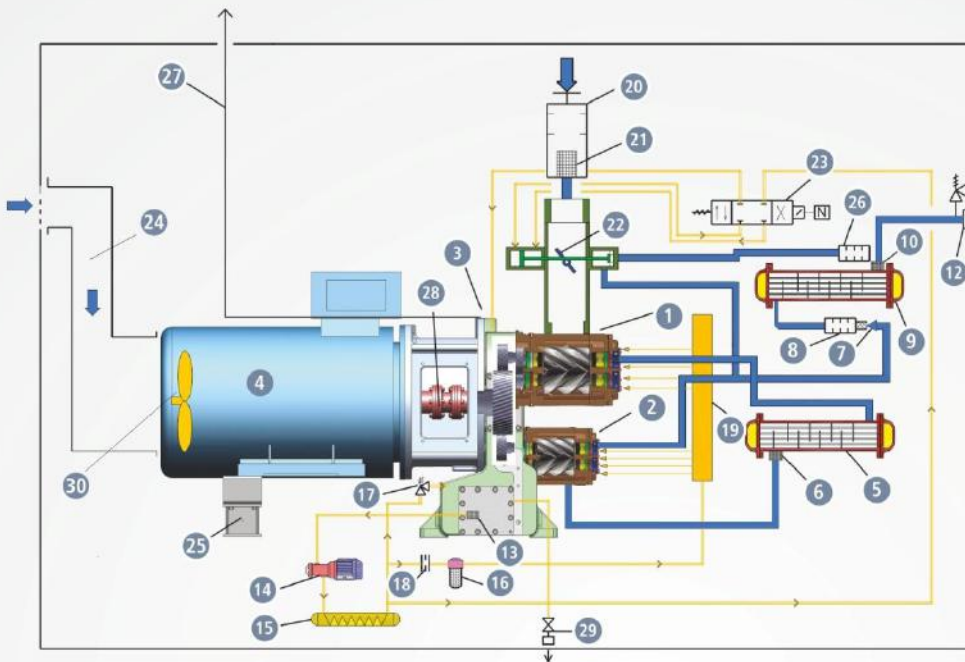
- Low starting current
- High efficiency
- Improved power factor
- Reduced maximum demand

Mechanical:

- Minimum maintenance
- Reduced mechanical wear
- Smooth start
- Smooth control



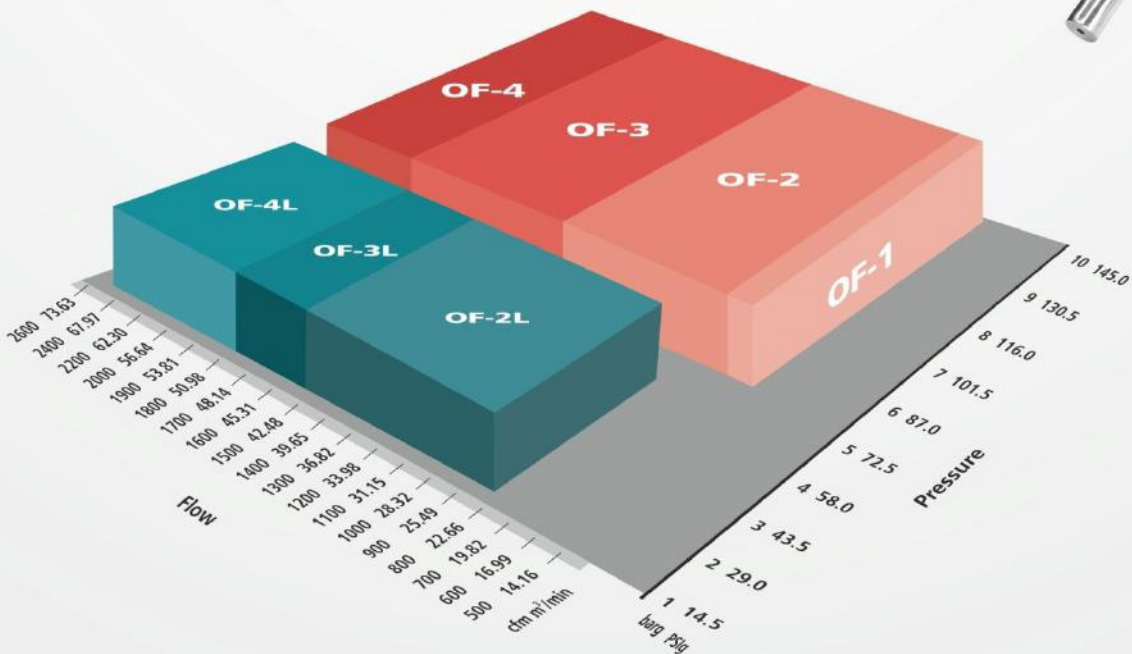
Air and Oil Flow Diagram



1. 1st stage air-end
2. 2nd stage air-end
3. Gear casing
4. Main motor
5. Intercooler
6. Mist separator
7. Check valve
8. Discharge silencer
9. Aftercooler
10. Mist separator
11. Safety valve
12. Discharge flange
13. Oil strainer
14. Oil pump
15. Oil cooler
16. Oil filter
17. Oil pressure regulator
18. Orifice plate
19. Oil header
20. Suction box panel
21. Intake air filter
22. Suction butterfly valve
23. 4-way solenoid valve
24. Ventilating air intake duct
25. Motor support
26. Blow-off silencer
27. Gear casing vent
28. Coupling
29. Oil drain valve
30. Motor fan

— OIL FLOW
— AIR FLOW

ELGI - Oil Free Product Family



Oil-Free Air

Water cooled models

for all sustainable air needs



Model	Nominal Power	FAD		Cooling Water Flow	Dimension	Weight
	kW	cfm	m ³ /min	lpm	L x W x H (mm)	Kg
415V/380V- 50 Hz - 7 bar(g) Working Pressure						
OF-90	90	572	16.2	200.0	2955 x 1650 x 1850	4500
OF-110	110	675	19.1	233.0	2955 x 1650 x 1850	4500
OF-135	132	860	24.4	255.0	2955 X 1650 X 1850	4900
OF-145	160	880	24.9	305.0	2955 X 1650 X 1850	4900
OF-170	160	1077	30.5	400.0	2955 X 1650 X 1850	4900
OF-200E	200	1250	35.4	390.0	3500 X 1650 X 2050	6350
OF-200	200	1360	38.5	390.0	3500 X 1850 X 2050	6350
OF-210	250	1466	41.5	460.0	3500 X 1850 X 2050	6350
OF-250	250	1518	43.0	500.0	3500 X 1850 X 2050	6350
OF-265	275	1660	47.0	570.0	3500 X 1850 X 2050	6350
OF-275	275	1712	48.5	590.0	3500 X 1850 X 2050	6350
OF-300	315	1836	52.0	635.0	3500 X 1850 X 2050	6350
OF-355	355	2000	56.6	680.0	4200 X 2100 X 2550	9500
OF-400	400	2260	64.0	730.0	4200 X 2100 X 2550	9500
OF-450	450	2515	71.2	770.0	4200 X 2100 X 2550	9500
415V/380V- 50 Hz - 8 bar(g) Working Pressure						
OF-90	90	505	14.3	200.0	2955 x 1650 x 1850	4500
OF-110	110	600	17.0	233.0	2955 x 1650 x 1850	4500
OF-135	132	800	22.7	255.0	2955 X 1650 X 1850	4900
OF-145	160	815	23.1	305.0	2955 X 1650 X 1850	4900
OF-170	160	990	28.0	400.0	2955 X 1650 X 1850	4900
OF-200	200	1250	35.4	390.0	3500 X 1650 X 2050	6350
OF-210	250	1380	39.1	460.0	3500 X 1850 X 2050	6350
OF-250	250	1420	40.2	500.0	3500 X 1850 X 2050	6350
OF-265	275	1560	44.2	570.0	3500 X 1850 X 2050	6350
OF-275	275	1610	45.6	590.0	3500 X 1850 X 2050	6350
OF-300	315	1705	48.3	635.0	3500 X 1850 X 2050	6350
OF-355	355	1985	56.2	680.0	4200 X 2100 X 2550	9500
OF-400	450	2260	64.0	730.0	4200 X 2100 X 2550	9500
OF-450	500	2510	71.1	770.0	4200 X 2100 X 2550	9500
415V/380V- 50 Hz - 8.8 bar(g) Working Pressure						
OF-90	90	480	13.6	200.0	2955 x 1650 x 1850	4500
OF-110	110	565	16.0	233.0	2955 x 1650 x 1850	4500
OF-135	132	750	21.2	255.0	2955 X 1650 X 1850	4900
OF-145	160	775	21.9	305.0	2955 X 1650 X 1850	4900
OF-170	160	950	26.9	400.0	2955 X 1650 X 1850	4900
OF-200	200	1230	34.8	390.0	3500 X 1650 X 2050	6350
OF-210	250	1325	37.5	460.0	3500 X 1850 X 2050	6350
OF-250	250	1365	38.7	500.0	3500 X 1850 X 2050	6350
OF-265	275	1455	41.2	570.0	3500 X 1850 X 2050	6350
OF-275	275	1555	44.0	590.0	3500 X 1850 X 2050	6350
OF-300	315	1650	46.7	635.0	3500 X 1850 X 2050	6350
OF-355	400	1985	56.2	680.0	4200 X 2100 X 2550	9500
OF-400	450	2260	64.0	730.0	4200 X 2100 X 2550	9500
OF-450	500	2510	71.1	770.0	4200 X 2100 X 2550	9500

Oil-Free Air

Water cooled models

for all sustainable air needs



Model	Nominal Power	FAD		Cooling Water Flow	Dimension	Weight
	kW	cfm	m ³ /min	lpm	L x W x H (mm)	Kg
440V/460V/380V- 60 Hz - 7.0 bar(g) Working Pressure						
OF-90	90	549	15.5	120.0	2955 x 1650 x 1850	4500
OF-110	110	669	18.9	140.0	2955 x 1650 x 1850	4500
OF-135	132	860	24.4	153.0	2955 X 1650 X 1850	4900
OF-145	160	880	24.9	183.0	2955 X 1650 X 1850	4900
OF-170	160	1077	30.5	240.0	2955 X 1650 X 1850	4900
OF-200	200	1351	38.3	234.0	3500 X 1650 X 2050	6350
OF-210	250	1468	41.6	276.0	3500 X 1850 X 2050	6350
OF-250	250	1509	42.7	300.0	3500 X 1850 X 2050	6350
OF-265	275	1654	46.8	342.0	3500 X 1850 X 2050	6350
OF-275	275	1688	47.8	354.0	3500 X 1850 X 2050	6350
OF-300	315	1809	51.2	381.0	3500 X 1850 X 2050	6350
OF-355	355	1935	54.8	680.0	4200 X 2100 X 2550	9550
OF-400	400	2443	69.2	760.0	4200 X 2100 X 2550	9550
440V/460V/380V- 60 Hz - 8 bar(g) Working Pressure						
OF-90	90	505	14.3	120.0	2955 x 1650 x 1850	4500
OF-110	110	619	17.5	140.0	2955 x 1650 x 1850	4500
OF-135	132	800	22.7	153.0	2955 X 1650 X 1850	4900
OF-145	160	815	23.1	183.0	2955 X 1650 X 1850	4900
OF-170	160	990	28.0	240.0	2955 X 1650 X 1850	4900
OF-210	250	1376	39.0	276.0	3500 X 1650 X 2050	6350
OF-250	250	1416	40.1	300.0	3500 X 1850 X 2050	6350
OF-265	275	1550	43.9	342.0	3500 X 1850 X 2050	6350
OF-275	275	1602	45.4	354.0	3500 X 1850 X 2050	6350
OF-300	315	1680	47.6	381.0	3500 X 1850 X 2050	6350
OF-355	355	1929	54.6	680.0	4200 X 2100 X 2550	9550
OF-400	450	2333	66.1	760.0	4200 X 2100 X 2550	9550
440V/460V/380V- 60 Hz - 8.8 bar(g) Working Pressure						
OF-90	90	480	13.6	120.0	2955 x 1650 x 1850	4500
OF-110	110	581	16.5	140.0	2955 x 1650 x 1850	4500
OF-135	132	750	21.2	153.0	2955 X 1650 X 1850	4900
OF-145	160	775	21.9	183.0	2955 X 1650 X 1850	4900
OF-170	160	950	26.9	240.0	2955 X 1650 X 1850	4900
OF-210	250	1327	37.6	276.0	3500 X 1650 X 2050	6350
OF-250	250	1366	38.7	300.0	3500 X 1850 X 2050	6350
OF-265	275	1414	40.0	342.0	3500 X 1850 X 2050	6350
OF-275	275	1506	42.7	354.0	3500 X 1850 X 2050	6350
OF-300	315	1646	46.6	381.0	3500 X 1850 X 2050	6350
OF-355	400	1929	54.6	680.0	4200 X 2100 X 2550	9550
OF-400	450	2275	64.4	760.0	4200 X 2100 X 2550	9550

Oil-Free Air

Water cooled models

for all sustainable air needs



Model	Nominal Power	Working Pressure	FAD		Cooling Water Flow	Dimension	Weight
	kW		bar (g)	cfm			
415V/380V- 50 Hz - 1.5 bar(g) Working Pressure							
OF-90 L	90	1.5	1116	31.6	180.0	3154 x 1650 x 1929	4250
OF-110-L	110	1.5	1438	40.7	230.0	3154 x 1650 x 1929	4600
OF-132-L	132	1.5	1760	49.8	265.0	3154 x 1650 x 1929	4600
OF-200-L	200	1.5	2585	73.2	400.0	3700 x 2100 x 2400	8000
415V/380V- 50 Hz - 2.0 bar(g) Working Pressure							
OF-90 L	90	2.0	1061	30.0	180.0	3154 x 1650 x 1929	4250
OF-110-L	110	2.0	1101	31.2	230.0	3154 x 1650 x 1929	4250
OF-132-L	132	2.0	1571	44.5	265.0	3154 x 1650 x 1929	4600
OF-160-L	160	2.0	1734	49.1	285.0	3154 x 1650 x 1929	4600
OF-200-L	200	2.0	2601	73.7	400.0	3700 x 2100 x 2400	8000
415V/380V- 50 Hz - 2.5 bar(g) Working Pressure							
OF-90 L	90	2.5	969	27.4	180.0	3154 x 1650 x 1929	4250
OF-110-L	110	2.5	1068	30.2	230.0	3154 x 1650 x 1929	4250
OF-132-L	132	2.5	1250	35.4	265.0	3154 x 1650 x 1929	4600
OF-160-L	160	2.5	1556	44.1	285.0	3154 x 1650 x 1929	4600
OF-200-L	200	2.5	1989	56.3	360.0	3700 x 2100 x 2400	8000
OF-250-L	250	2.5	2570	72.8	450.0	3700 x 2100 x 2400	8000
415V/380V- 50 Hz - 3.0 bar(g) Working Pressure							
OF-90 L	90	3.0	875	24.8	180.0	3154 x 1650 x 1929	4250
OF-110-L	110	3.0	964	27.3	230.0	3154 x 1650 x 1929	4250
OF-132-L	132	3.0	1081	30.6	230.0	3154 x 1650 x 1929	4600
OF-160-L	160	3.0	1379	39.1	285.0	3154 x 1650 x 1929	4600
OF-200-L	200	3.0	1663	47.1	350.0	3700 x 2100 x 2400	8000
OF-250-L	250	3.0	1969	55.8	410.0	3700 x 2100 x 2400	8000
OF-300-L	315	3.0	2545	72.1	520.0	3700 x 2100 x 2400	8000
415V/380V- 50 Hz - 3.3 bar(g) Working Pressure							
OF-200 L	200	3.3	1610	45.6	350.0	3700 x 2100 x 2400	8000
OF-250-L	250	3.3	1930	54.7	410.0	3700 x 2100 x 2400	8000
OF-300-L	300	3.3	2450	69.4	520.0	3700 x 2100 x 2400	8000
415V/380V- 50 Hz - 3.5 bar(g) Working Pressure							
OF-90 L	90	3.5	749	21.2	180.0	3154 x 1650 x 1929	4250
OF-110-L	110	3.5	882	25.0	230.0	3154 x 1650 x 1929	4250
OF-132-L	132	3.5	995	28.2	265.0	3154 x 1650 x 1929	4600
OF-160-L	160	3.5	1209	34.2	285.0	3154 x 1650 x 1929	4600

Note:

- Free Air Delivery (FAD) are tested as per ISO 1217 : 2009 - Annex C
- FAD indicated is for the full package measured at the outlet
- The water inlet pressure min to max is 2 bar(g) to 3.5 bar(g)
- The cooling water temperature rise is 8°C
- Weight indicated is approximate and actual can vary significantly
- Due to continuous improvements, specifications are subject to change without prior notice
- Displayed here is the standard range. For customized packages with different voltages, medium and high voltage motor, pressure variants (4.5 - 10 bar g for two stage machines), please contact our nearest sales office
- All standard packages can be offered with built in VFD. Please contact our nearest sales office for specifications and turndown details
- All mentioned packages are water cooled models only.
- The ambient temperature operating conditions -5°C to 45°C
- All motors can be supplied for various country standards like ABNT, NEMA and IEC however packages(dimension & weight) may vary

Oil-Free Air cooled models

for all sustainable air needs

Model	Nominal Power	Free Air Delivery (FAD)		Installed Fan motor	Dimension	Weight
	kW	cfm	m ³ /min	kW	L x W x H (mm)	Kg
415V/380V- 50 Hz – 7.0 bar(g) Working Pressure						
OF 45 A	45	235	6.7	2.9	2200 x 1250 x 2000	2600
OF 55 A	55	295	8.4	2.9	2200 x 1250 x 2000	2600
OF 75 A	75	425	12.0	2.9	2200 x 1250 x 2000	2600
OF 90 A	90	577	16.3	5.5	4300 x 1650 x 1850	5500
OF 110 A	110	671	19.0	5.5	4300 x 1650 x 1850	5500
OF 135 A	132	855	24.2	11.0	5000 x 1830 x 1850	6000
OF 145 A	160	889	25.2	11.0	5000 x 1830 x 1850	6000
OF 170 A	160	1085	30.7	11.0	5000 x 1830 x 1850	6000
OF 200 A	200	1307	37.0	15.0	5200 x 2000 x 2050	7042
OF 210 A	250	1428	40.4	15.0	5200 x 2000 x 2050	7042
OF 250 A	250	1481	41.9	15.0	5200 x 2000 x 2050	7930
OF 265 A	275	1597	45.2	15.0	5200 x 2000 x 2050	7930
OF 275 A	315	1645	46.6	15.0	5200 x 2000 x 2050	7930
OF 300 A	315	1741	49.3	15.0	5200 x 2000 x 2050	7930
415V/380V- 50 Hz – 8.0 bar(g) Working Pressure						
OF 90 A	90	509	14.4	5.5	4300 x 1650 x 1850	5500
OF 110 A	110	592	16.8	5.5	4300 x 1650 x 1850	5500
OF 135 A	132	793	22.5	11.0	5000 x 1830 x 1850	6000
OF 145 A	160	824	23.3	11.0	5000 x 1830 x 1850	6000
OF 170 A	160	999	28.3	11.0	5000 x 1830 x 1850	6000
OF 200 A	200	1208	34.2	15.0	5200 x 2000 x 2050	7042
OF 210 A	250	1346	38.1	15.0	5200 x 2000 x 2050	7042
OF 250 A	250	1388	39.3	15.0	5200 x 2000 x 2050	7930
OF 265 A	275	1504	42.6	15.0	5200 x 2000 x 2050	7930
OF 275 A	275	1550	43.9	15.0	5200 x 2000 x 2050	7930
OF 300 A	315	1641	46.5	15.0	5200 x 2000 x 2050	7930
415V/380V- 50 Hz – 8.8 bar(g) Working Pressure						
OF 45 A	45	190	5.4	2.9	2200 x 1250 x 2000	2600
OF 55 A	55	257	7.3	2.9	2200 x 1250 x 2000	2600
OF 75 A	75	360	10.2	2.9	2200 x 1250 x 2000	2600
OF 90 A	90	485	13.7	5.5	4300 x 1650 x 1850	5500
OF 110 A	110	567	16.1	5.5	4300 x 1650 x 1850	5500
OF 135 A	132	754	21.4	11.0	5000 x 1830 x 1850	6000
OF 145 A	160	785	22.2	11.0	5000 x 1830 x 1850	6000
OF 170 A	160	957	27.1	11.0	5000 x 1830 x 1850	6000
OF 200 A	200	1198	33.9	15.0	5200 x 2000 x 2050	7042
OF 210 A	250	1297	36.7	15.0	5200 x 2000 x 2050	7042
OF 250 A	250	1337	37.9	15.0	5200 x 2000 x 2050	7930
OF 265 A	275	1405	39.8	15.0	5200 x 2000 x 2050	7930
OF 275 A	275	1495	42.3	15.0	5200 x 2000 x 2050	7930
OF 300 A	315	1588	45.0	15.0	5200 x 2000 x 2050	7930

Note:

- Free Air Delivery (FAD) are tested as per ISO 1217 : 2009 - Annex C
- FAD indicated is for the full package measured at the outlet
- Weight indicated is approximate and actual can vary significantly
- Due to continuous improvements, specifications are subject to change without prior notice
- Displayed here is the standard range. For customized packages with different voltages, medium and high voltage motor, please contact our nearest sales office
- All standard packages can be offered with built in VFD. Please contact our nearest sales office for specifications and turndown details
- The ambient temperature operating conditions -5°C to 45°C

UPTIME

Air Up.

Whether you're running a welding shop, food processing plant or even a railroad, you can always count on ELGi to keep your air up, and your business running.

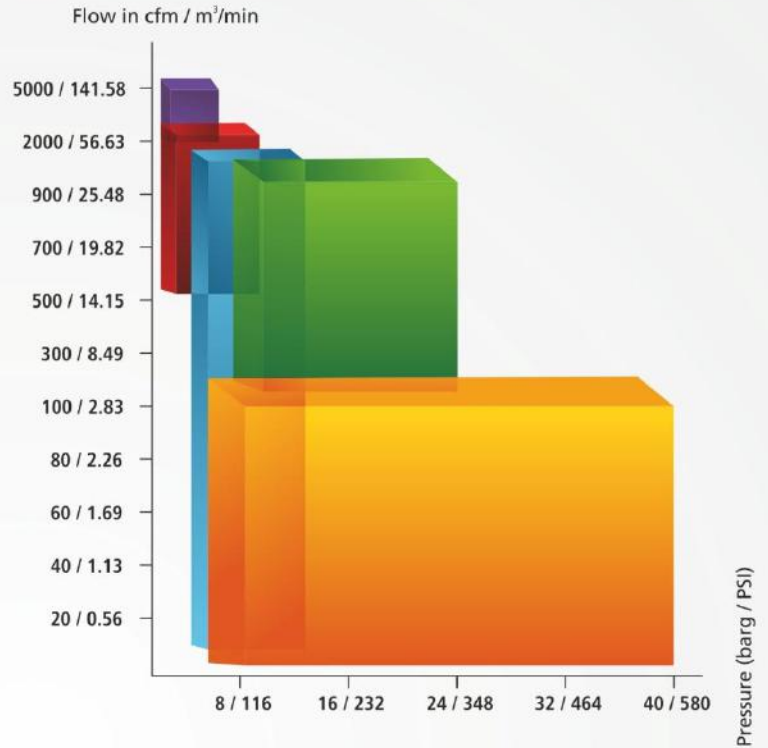
COMPRESSED AIR TECHNOLOGY SOLUTIONS

ELGi offers a complete portfolio of Industrial and portable, rotary screw, reciprocating and turbo compressors for a wide range of applications. Apart from designing and manufacturing the widest range of proprietary oil-lubricated airends, ELGi is one of the very few compressor companies to indigenously design and manufacture oil-free screw and turbo airends.

PRODUCT OFFERING

ELGi caters to every compressed air need of the customer. We cover a broad spectrum of air flow ranging from 2 to 4200 cfm (0.05-119 m³/min) and pressures ranging from 21 to 870 psi g (1.5 to 60 barg).

ELGI PRODUCT RANGE



- Reciprocating compressors
- Diesel powered compressors
- Lubricated screw compressors
- Oil-free screw compressors
- Centrifugal compressors



Compressed air solutions for all sustainable air needs



Oil-Free Series Screw
90 - 450 kW / 480 - 2515 cfm



EG Series Rotary Screw
11 - 250 kW / 47 - 1612 cfm



EN Series Rotary Screw
2.2 - 75 kW / 8.0 - 469 cfm



Electric Portable (Trolley)
22 - 75 kW / 131 - 490 cfm



Diesel portable (Trolley)
185 - 1100 cfm / 100 - 300 psi



Diesel Portable (Skid)
475 - 1500 cfm / 150 - 400 psi



Oil-free Recip
1.0 - 75 HP / 1.8 - 300 cfm



Oil-lubricated Recip
1.0 - 40 HP / 2.0 - 128 cfm

OVERSEAS OFFICES:

Bangladesh: ELGI Equipments Limited, 5th Floor, Planners Tower, Level: 5 Suite: 8-13, 13/ABir Uttam CR Datt Road, Sonargaon, Dhaka-1000. Bangladesh.
T: 880-9671453-65, F: 880-28616148, E: bangladesh-enquiry@elgi.com

Malaysia: ELGI Equipments Limited, No 2A-4-6, Jalan Jubli Perak, 22/1, Section 22, 40400, Shah Alam, Malaysia, T: +603 55693544, F: +603-55693544,
E: malaysia-enquiry@elgi.com, w: www.elgi.com.my

Srilanka: S.G. Arcade, 2nd Floor, No.441, Sri Sangaraja Mawatha, Colombo-10, T: 00 - 94-11-2392425, F: 00-94-11-4737412. E: elgisupport@slnet.lk

Thailand: ELGI Equipments Limited, 223/66 Country Complex A 14th Floor, Sanphawut Road, Bangna Bangkok - 10260. T: +6627455160
E: thailand-enquiry@elgi.com, w: www.elgi.co.th

WHOLLY OWNED SUBSIDIARIES

Australia: ELGI Equipments Australia Pvt Ltd., 38. Richland Avenue, Coopers Plain QLD 4108 Australia. T: +61-7-3106 0589, F: +61-7-3106 0537,
E: Enquiry@elgi.com.au, w: www.elgi.com.au

Brazil: ELGI Compressores Do Brasil Ltd., Av. Emilio Checchinato, 4195 - B: Cep : 13295 - 000, Bairro: Sao Roque da Chave: Itupeva - SP, Brazil.
T: 4496 5519, 4496 6611, E: contacto@elgi.com.br, w: www.elgi.br

China: ELGI Equipments (Zhejiang) Limited, No.232, Yunhai Road, Economic Development Zone, Jiaxing 314033 P. R. China T: +86-573-82079100
Hotline: 400-826-3585 | ELGI Compressors Trading (shanghai) Co. Ltd., Rm 909, LSHQ International Centre, 288 Hongjing Road, Shanghai 201103, P. R. China
T: +86-21-33581191 Hotline: 400-826-3585, E: enquiry.cn@elgi.com, w: www.elgi.com.cn

Indonesia: PT ELGI Equipments Indonesia, Kawasan Pergudangan, BIZPARK Commercial Estate, Pulogadung Jl. Raya Bekasi KM 21, 5 Blok A3 No. 12, Kel. Rawa Terate, Kec. Cakung, Pulogadung Jakarta Timur 13920. T: +62-21-46822216, 46827388, E: indonesia-enquiry@elgi.com, w: www.elgi.co.id

Italy: ELGI Compressors Italy S.r.l., Rome(RM), Via Del Babuino 51, 00187 : ROTAIR Spa, Via Bernezzo 67, 12023 Caraglio (CN), Italy. T: +39 0171619676,
F: +390171619677, E: info@rotairspa.com

Middle East: ELGI Gulf (FZE), P.O. Box: 120695, Q4-081, SAIF Zone, Sharjah, U.A.E. T: +971 6 557 9970, F: + 971 6 557 9980, E: gulfenquiry@elgi.com

USA: ELGI Compressors USA, Inc. 3335 Pelton Street, Charlotte, NC 28217 T: (704) 943-7966, E: usa.sales@elgi.com, usa.service@elgi.com, w: www.elgi.us

ELGI

ELGI EQUIPMENTS LIMITED

CORPORATE OFFICE: Trichy Road, Singanallur, Coimbatore - 641005,

T: +91-422-2589555, E: enquiry@elgi.com, w: www.elgi.com

Toll-free no: **1800-425-3544** (applicable only for India)

Distributed by

